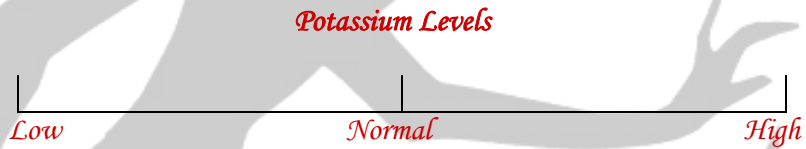
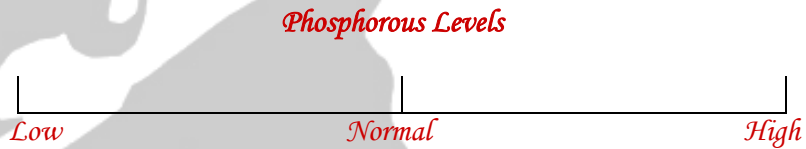
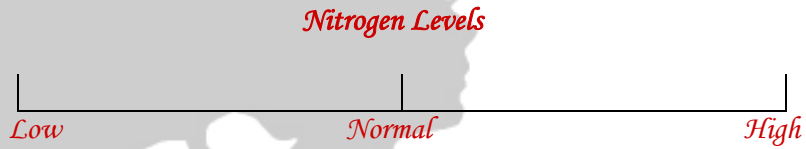
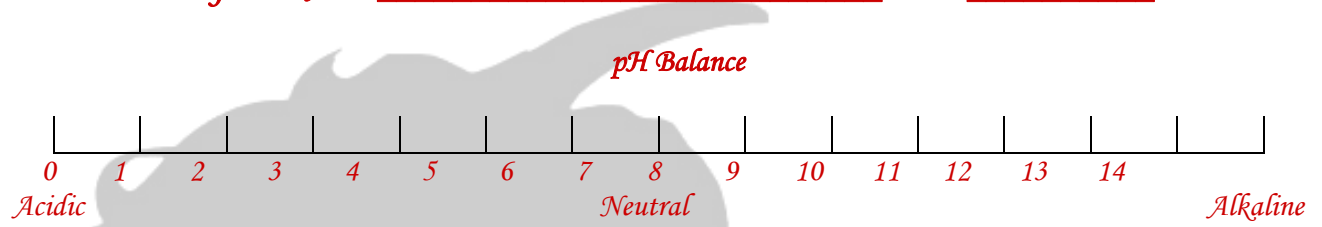


Soil Analysis

Many do-it-yourself soil kits allow you to test for soil pH as well as for nitrogen, phosphorous, and potassium. You can track your results here.
For a more thorough analysis, contact your county extension office and attach their findings to this sheet.

Garden Area _____ Year _____



Type of Soil: Clay, Sandy, Silt, Rocky

Soil Amendments Added

Type of Amendment	Amount
Manure	
Compost	
Sand	
Sulfur	
Saw Dust	
Limestone	
Peat Moss	
Gypsum	